

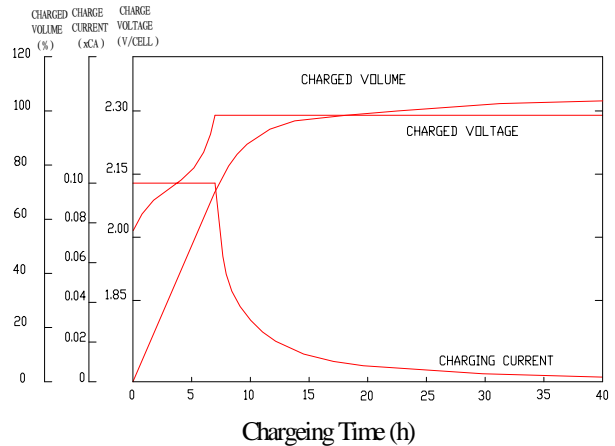
● Specifications

Nominal Voltage		12V
Rated Capacity		250Ah
Dimensions	Total Height	9.8 inches (249mm)
	Height	8.66 inches (220mm)
	Length	20.5 inches (520mm)
	Width	10.55 inches (268mm)
Approximate Weight		160.7 lbs. (73kg)

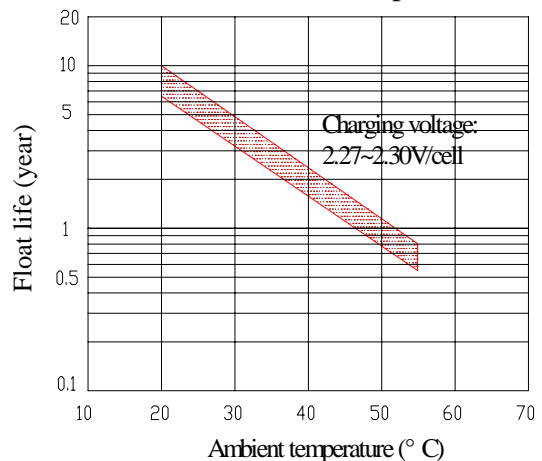
● Characteristic

Capacity 77°F(25°C)	20h rate (12.5A)	268Ah
	10h rate (25.0A)	250Ah
	5h rate (44.1A)	220.5Ah
	1h rate (149A)	149Ah
	15 min rate (378A)	94.5Ah
Internal Resistance	Full Charged Battery 77°F(25°C)	2.6m Ω
Capacity Affected by Temperature (20h rate)	104°F(40°C)	102%
	77°F(25°C)	100%
	32°F(0°C)	85%
	5°F(-15°C)	65%
Self-Discharge 68°F(20°C) (Capacity after)	3 month storage	90%
	6 month storage	80%
	12 month storage	60%
Max. Discharge Current 77°F(25°C)	1800A(5s)	
Terminal	T9/T14	
Charge (Constant Voltage, 25°C)	Cycle	14.4~14.7V(-24mV/°C) max. current: 60.0 A
	Float	13.6~13.8V(-18mV/°C)

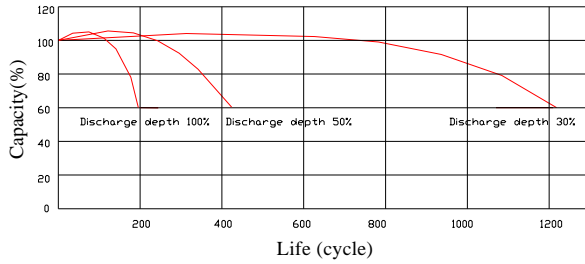
Constant-Voltage Characteristic (100% Discharged)



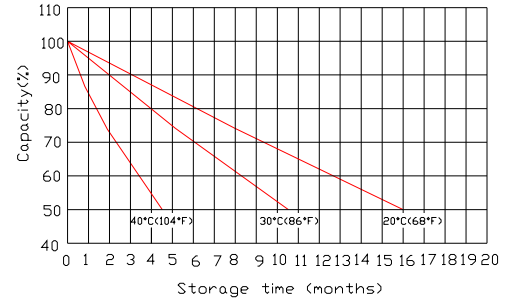
Float service life VS temperature



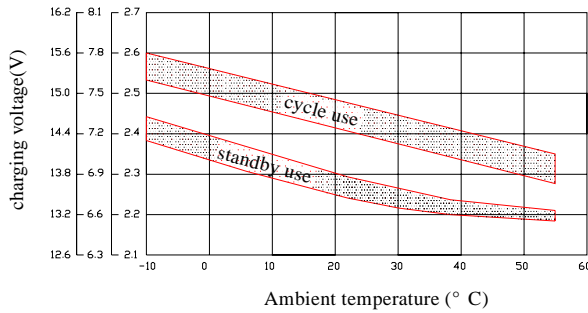
Cycle service life



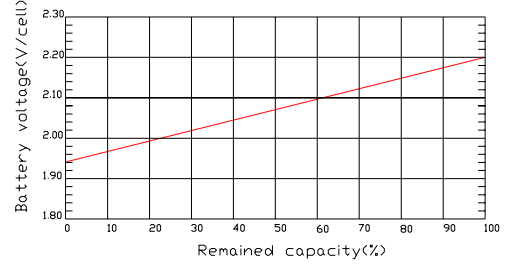
Self Discharge Characteristic



Charging voltage V'S temperature



Open circuit voltage and remaining capacity (At 20° C)



Constant Current Discharge Characteristics (A,25°C)

F.V/TIME	5min	10min	15min	30min	60min	3h	5h	10h	20h
9.60V	775	525	415	265	163	63.9	45.7	25.4	13.4
10.2V	736	499	398	254	156	63.0	45.0	25.2	13.3
10.8V	692	469	378	242	149	61.7	44.1	25.0	13.2

Constant Wattage Discharge Characteristics (Watt,25°C)

F.V/TIME	5min	10min	15min	30min	60min	3h	5h	10h	20h
9.60V	8138	5670	4557	2973	1858	752	540	303	161
10.2V	7731	5387	4374	2854	1784	741	532	300	158
10.8V	7267	5063	4156	2712	1695	726	521	300	158